

Free Stock Master

Adobe Illustrator script

Created by mai-tools.com



User Guide

Introduction

Free Stock Master is a script for Adobe Illustrator which automatically prepares vector files for microstocks.

This script scans a vector file and fixes mistakes such as open paths, ghost shapes, bitmap, active brushes, symbols, effects, text etc.

Perfect for preparing vector illustrations for microstocks: Shutterstock, iStock, Depositphotos, Dreamstime, Bigstock, 123rf, Vectorstock, Crestock, Colourbox, Canstock, Veer, Fotolia and others.

Fully automatic process. No need to know anything. Just run Free Stock Master and follow script's prompts.

Compatibility: Adobe Illustrator CS6, Adobe Illustrator CC

Script version is universal for Windows and Macintosh OS.

You can download Free Stock Master script absolutely free!

Visit our website: mai-tools.com

Warning

The script can freeze your computer if your machine runs slowly. Also may require additional time to run if your vector artwork consists of many large objects.

To avoid incidents, save your vector artwork in separate file before running the script.

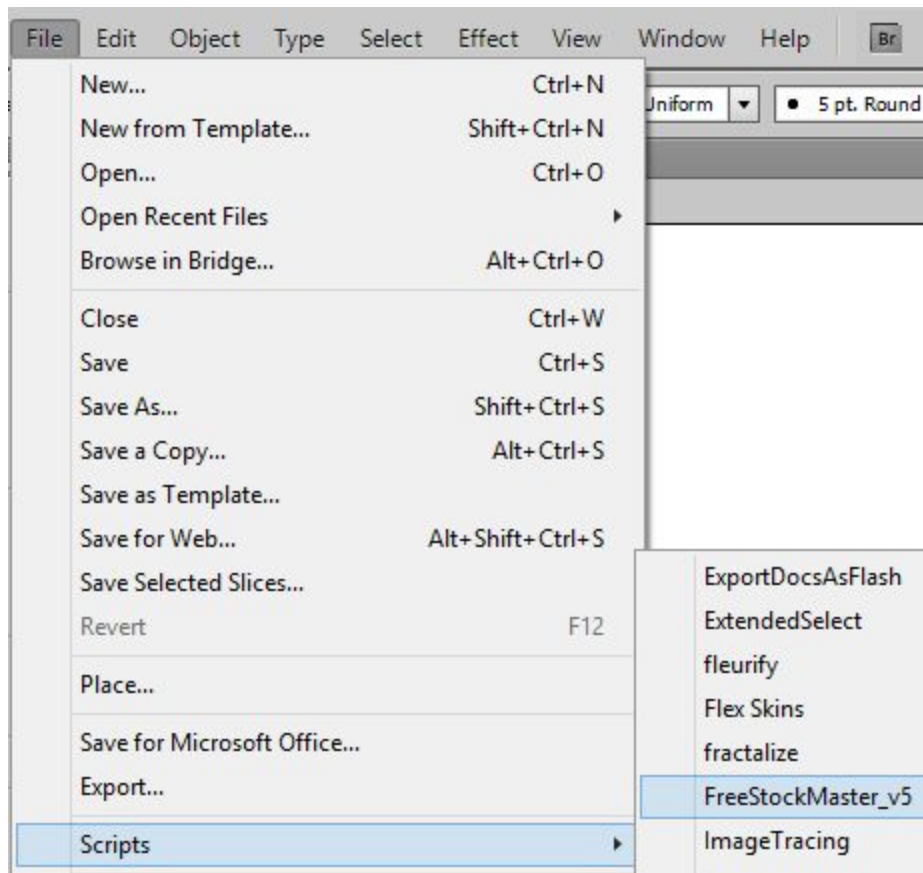
Installation

Take the script file (*FreeStockMaster_v8.jsx*) and drop it to the script folder of your Adobe Illustrator. Location of the script folder depends on your Adobe Illustrator version and system configuration.

For example, for Windows Adobe Illustrator CS6 (English version) it can be:
C:\Program Files\Adobe\Adobe Illustrator CS6 (64 Bit)\Presets\en_GB\Scripts

For Windows Adobe Illustrator CC (English version) it can be: *C:\Program Files\Adobe\Adobe Illustrator CC 2014\Presets\en_GB\Scripts*

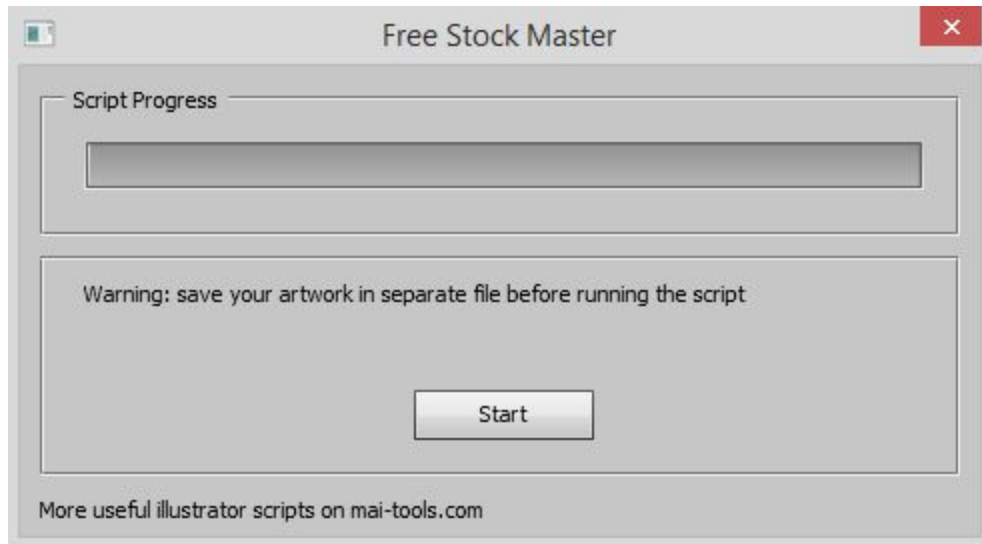
Then run Adobe Illustrator. You can find the script in the main menu (*File > Scripts > FreeStockMaster_v8*)



You can also run the script without installation. Go to *File > Scripts > Other Script* (Ctrl+F12). Then open the script file on your computer.

Usage in Adobe Illustrator

Open or create any vector illustration. Save it as AI file before running the script. Then Run the script Free Stock Master. Click the Start button in the script window.



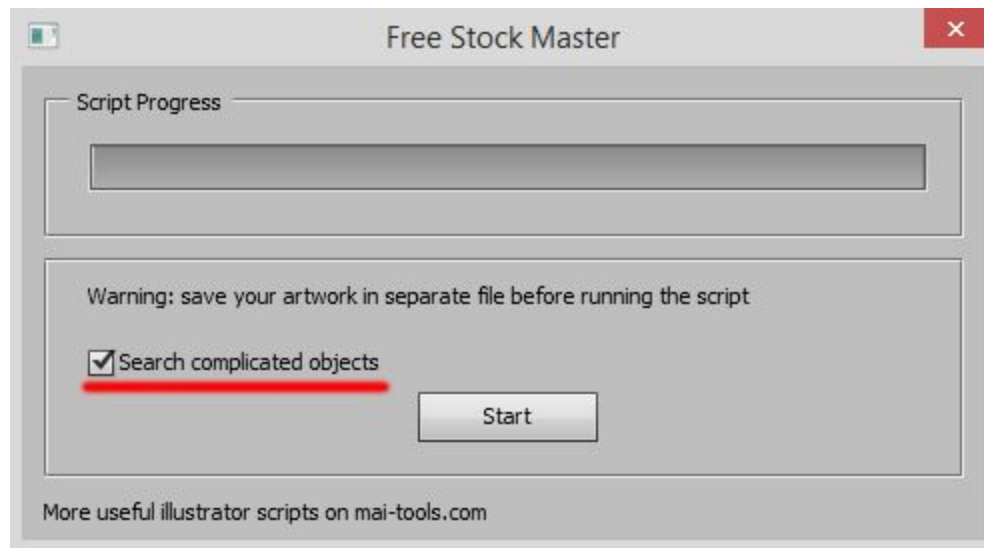
The script will scan your file. You will get the dialog window to fix mistakes in your vector illustration.



After fixing all mistakes Free Stock Master will report that your illustration is ready for microstocks. Save it as EPS-10 vector file.

Search complicated objects

There is new feature in eighth version of Free Stock Master script. Activate "*Search complicated objects*" function if you want find Live Paint Groups, Symbol Instance Sets, Envelopes, Blends etc.



Script Commands

These commands needs user control.

1. **Expand** - Expand complicated object to simple vector shapes.
2. **Delete** - Delete selected objects.
3. **Do nothing** - Skip operation.
4. **Join** - Join open paths.
5. **Clean panels** - Delete all unused panel items
6. **Clean Up** - Delete ghost shapes (unpainted objects)

Automatic commands. Does not need user control.

7. **Unlock** - Unlock all layers and objects.
8. **Expand Appearance** - Expand complicated Appearance to simple vector shapes.

Contact

Feel free to write support@mai-tools.com

Website mai-tools.com